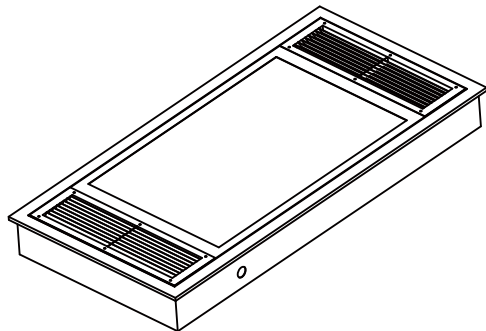
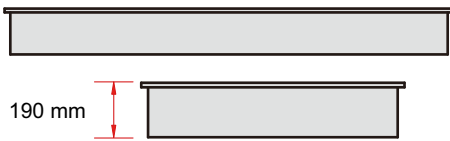
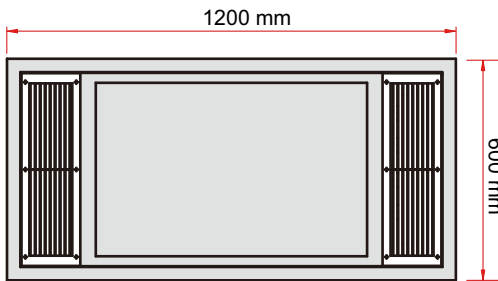





"Make Life Safer"



## Air disinfection system integrated in the LED lighting fixture



### TECHNICAL FEATURES

Lamp model	NLUVAIR6012072
Lamp power	72w
UV wavelength	UV-C 253.7nm
Nominal capacity of treated air	5.6 m3 per minute
Irradiation $\mu\text{w} / \text{cm}^2$	$\geq 220\mu\text{w} / \text{cm}^2$
Treated area per room H 3mt. and three air changes per hour	36 m <sup>2</sup>
Single tube power and number of tubes	36W / 2
Supply voltage in volts	AC 220-240V / 50Hz
Absorption in Ampere	3 A
Estimated tube life	> 8000 hours
Type of tube	Fluorescent silica tube
Lamp dimensions	1200 * 600 * 190mm
Packaging dimensions	1400 * 700 * 250mm
Lamp weight	5.6Kg
Weight with packaging	6.5Kg
Frame construction material and screws	304 stainless steel
Operating temperature	0 °C <--> 60 °C

### TECHNICAL CHARACTERISTICS OF THE LIGHTING PART

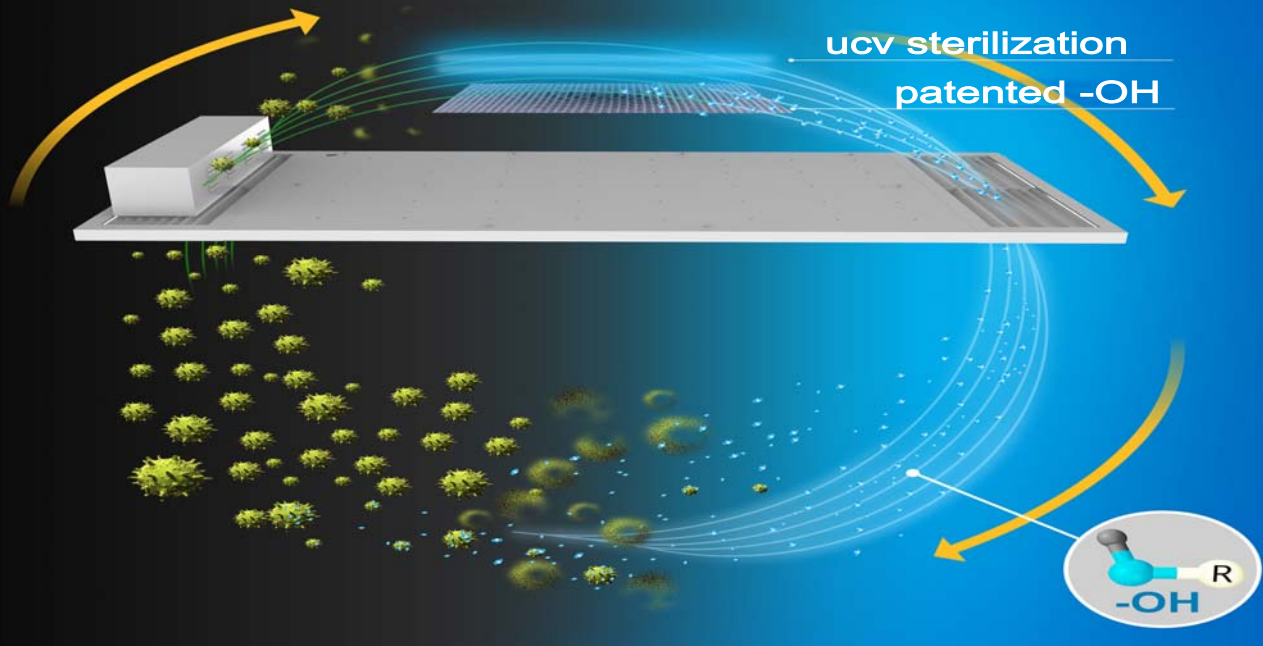
Luminaire luminous flux:	3600 lm.
Luminous efficacy:	120 lm / W
Led type:	SMD2835
Sic. photobiological conf. to the risk-free group:	RG0
Compliance with standards:	IEC 62471, IEC / TR 62778
Color rendering index:	EN62722-2-1 EN62717
IES TM-30 Color Fidelity Index:	CRI > 80
Nominal color T °:	4000K. (3000K 5700K) OPT.
Power factor:	> 0.95
Appliance power:	30W
Protection:	IP40 / IK03

Recessed luminaire for air disinfection with UV-C germicidal lamp power 72 w, suitable for sterilizing air in the installation rooms. Made of AISI 304 stainless steel. It has a lamp life of over 8000 hours. Net weight of Kg. 5,6. In a room of 36 square meters and three meters high, it purifies the total amount of air in the room three times in an hour, disinfecting and eliminating the bacterial load.

Disinfection with ultraviolet rays is an effective way to destroy microorganisms including bacteria, viruses, mold spores, by acting on the DNA-RNA of the microorganisms. Irradiating with the appropriate wavelength leads to the death of the cell, after a correct exposure to the rays a mortality level of bacteria, viruses and spores exceeding 99.9% is reached.

These break down the molecular DNA bonds of microorganisms, producing thymine dimers in their DNA and destroying them, rendering them harmless or preventing their growth and reproduction.

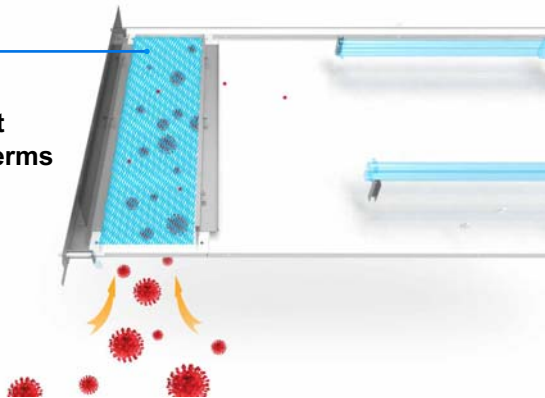




## Step 1


Screen

the screen filters dust and large-diameter germs



## Step 2

Direction of air flow



Uccide i batteri all'interno della cavità e sullo schermo del filtro mediante l'irradiazione della lampada UVC.  
(con alluminio riflettente all'interno della parete della cavità, l'intensità battericida degli UVC è aumentata al massimo).

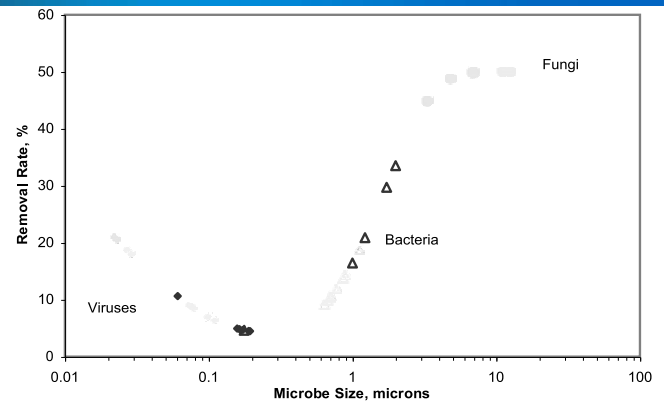


Figure 4: Removal rates for arranged nosocomial pathogens in a MERV filter performance curve format 6

## Step 3

The UVC lamp radiates -OH patented, -OH in the air, killing the germs

Patented -OH

